



# Wood Secure™ Premium Wood Adhesive

Updated September 2024

## 1. PRODUCT NAME

TEC® Wood Secure™ Premium Wood Adhesive

## 2. MANUFACTURER

H.B. Fuller Construction Products Inc.  
1105 South Frontenac Street  
Aurora, IL 60504-6451 U.S.A.  
800.552.6225 Office  
800.832.9023 Technical Support  
800.952.2368 Fax  
tecspecialty.com

## 3. DESCRIPTION

TEC Wood Secure is a game-changing, ultra-high performance wood flooring adhesive specifically designed to provide unmatched moisture vapor control combined with super-easy cleanup and simple, non-destructive hollow spot repair. This versatile “everyday” adhesive is suitable for solid, engineered and parquet wood flooring as well as crumb rubber underlayments. Wood Secure provides robust adhesion while allowing fast board replacement without the subfloor destruction typically seen with urethane adhesive installations. The unique multi-polymer formula contains no isocyanates and can be used for above and below grade installations.

### Key Features and Benefits

- Ultra-low moisture vapor permeability for unlimited subfloor moisture control
- No moisture testing required when installed using the Moisture Control Method
- Most “hollow areas” can be corrected, WITHOUT expensive and time-consuming drilling and injecting process
- Extra “roll-on” moisture barriers are not needed when installed using the Moisture Control Method
- Installer friendly, easy to trowel and clean up, even after the adhesive is dried and completely cured
- Can be used to glue down ¾” solids (up to 18” long)
- Provides easy board replacements, compared to urethane adhesives
- Excellent elongation, it will bridge subfloor cracks up to ½”
- Can be used to glue down recycled rubber and cork sound control underlayment products, up to 5 mm thick
- Environmentally friendly, no alcohol or solvents, no “Red List” components




### Packaging

4 gallon pail (15.1 L)

Product #10014526

### Coverage

Coverage and spread rates are estimated, and may vary according to the subfloor conditions and user technique.

Flooring Type	Trowel Size	Approximate Coverage
<b>Moisture Control Method</b>		
Engineered Wood And ¾” Solid-Shorts up to 18” Long	 ¼” x ¼” (6.4 x 6.4 mm) V-notch trowel	30-35 ft <sup>2</sup> /gal. (0.7-0.9 m <sup>2</sup> /L)
<b>Glue Down Only Method</b>		
Engineered Wood	 ⅜” x ¼” x ⅝” (4.8 x 6.4 x 7.9 mm) Flat V-notch trowel	50-60 ft <sup>2</sup> /gal. (1.2-1.5 m <sup>2</sup> /L)
<b>For use with Acoustic Underlayment</b>		
For Gluing Sound Control Materials to the Subfloor	 ⅛” x ⅛” (1.6 x 1.6 mm) U-notch trowel	165-175 ft <sup>2</sup> /gal. (4.0-4.3 m <sup>2</sup> /L)

### Suitable Substrates

- Concrete
- Portland based underlayment
- Properly prepared gypsum
- OSB, including ADVANTECH BOARD
- APA Approved Plywood
- Terrazzo that is properly prepared; sanded to open the porosity, vacuumed, then cleaned with mineral spirits or alcohol
- Fiber Cement Underlayment
- Radiant Heated Subfloors

### Surface Preparation

All substrates must be sound, clean and free of contaminants such as dust, paint, oil, wax, water repellants, curing agents or adhesive residues that may prevent or reduce adhesion. The floor must be flat within ⅜” in 10’ or ⅛” in 6’. Concrete surfaces must be porous with no visible standing water.

The subfloor must be checked according to NWFA guidelines. Ensure that the subfloor is structurally sound, cured, smooth, dry, clean and free from dust, dirt, grease, old adhesive, curing agents, sealers, cutback or any other contaminants that could interfere with a good adhesive bond.

**Concrete Slab:** Must be cured at least 28 days. Do not use in areas subject to hydrostatic pressure or with pre-existing moisture conditions. pH should be between 7-10. The subfloor must be absorptive, dry to the touch, and not visibly damp. Pre-installation moisture testing is not required when installing by the Moisture Control Method. For Glue Down Only installations, verify that concrete moisture measures ≤4.0% MC using a Tramex meter or is below the flooring manufacturer’s requirements for % RH (ASTM F 2170) or MVER (ASTM F 1869). Slab must be prepared to receive flooring in compliance with ASTM F710 and NWFA guidelines. Slabs over a year old with high moisture readings indicate a moisture problem related to hydrostatic pressure, broken water pipes, or improper maintenance. These issues are not covered by our warranty.

**Terrazzo:** Surface should be sanded so that all polishes and glaze compounds are stripped. After sanding, thoroughly vacuum, and clean the substrate with mineral spirits and allow to dry before installing the wood flooring.

**APA approved Plywood and OSB Type Subfloors:** Panels must be securely fastened. Eliminate all movement with screws. Sand all high joints. Fill and patch low areas. Refer to wood flooring manufacturer for guidelines of moisture content difference between properly acclimated wood flooring and subfloor materials.

**Radiant Heated Subfloors:** Check flooring manufacture’s specifications to determine if the wood flooring is approved over radiant heated subfloors. Wood Secure is approved for use on hydronic system radiant heated subfloors, provided the system is fully embedded in concrete. Lightweight toppings must be primed first. Turn off the heat 48 hours prior to the installation and leave the heat off until 48 hours after the installation is completed.

### Storage

Store at temperatures between 40°-95°F (4°-35°C) in a dry location.

### Shelf Life

Maximum of 2 years from date of manufacture in unopened container.

### Limitations

- For interior installations only.
- Do not use with MDF/HDF Core Engineered Wood flooring.
- Do not use with “unbalanced” engineered wood flooring such as 2-ply flooring. Use only with multi-layered or balanced engineered flooring.
- Do not use with moisture-sensitive flooring or if the flooring manufacturer does not allow moisture-containing adhesive. If unsure, contact the flooring manufacturer or pre-test a small area.
- Do not install over adhesive residue including cutback.
- Do not use with solid Bamboo flooring.
- Do not install when ambient temperature is not between 60°-95°F (16°-35°C).
- Do not install when ambient relative humidity is above 65%.
- It is the sole responsibility of the installer to determine the suitability and compatibility of the adhesive for the user’s intended use.

## Product Data

## Cautions

Read complete cautionary information printed on product container prior to use. For medical emergency information, call 1-888-853-1758.

This Product Data Sheet has been prepared in good faith on the basis of information available at the time of publication. It is intended to provide users with information about and guidelines for the proper use and application of the covered TEC brand product(s) under normal environmental and working conditions. Because each project is different, H.B. Fuller Construction Products Inc. cannot be responsible for the consequences of variations in such conditions, or for unforeseen conditions.

## 4. TECHNICAL DATA

### Physical Properties

TEC Wood Secure Premium Wood Adhesive	
Description	
Base	H.B. Fuller Proprietary Technology
Color	Tan
VOC Content	<8 g/L
Consistency	Thick Paste
Trowelability	Smooth
Shelf Life	Two years in unopened container
Storage Conditions	40°-95°F (4°-35°C) in a dry location
Application Temperature	55°-95°F (18°-35°C)
Traffic Restrictions	Light foot traffic after 8 hours Heavy traffic in 24 hours
Open Time/Working Time	40-60 minutes, depending on ambient conditions
Freeze/Thaw Stability	Up to 5 cycles at 10°F (-12°C)

## 5. INSTALLATION INSTRUCTIONS

### Application

Always follow the wood flooring manufacturer's guidelines for subfloor moisture, subfloor levelness, expansion space and acclimation requirements.

- 1. VERY IMPORTANT:** Select the correct trowel for the flooring type and subfloor moisture conditions from the trowel chart above.
- This is a wet-lay adhesive. Do not spread more adhesive than can be covered within 30 - 45 minutes.
- Good transfer of the adhesive to the wood is critical. Periodically, pull back a board that has just been installed, and make sure there is 100% adhesive coverage for moisture protection installations and at least 90% coverage for glue down-only in installations.
- HVAC must be operational.

### Clean-up

Wet adhesive can be removed with soap and water. Partially dry or dried adhesive requires mineral spirits to clean. **CAUTION:** Mineral Spirits are flammable. Read and follow all precautions on container label.

## 6. AVAILABILITY

TEC premium surface preparation, tile, stone, carpet, wood and resilient floor covering installation products are available nationwide. To locate TEC products in your area, please contact:

Phone: 800-832-9002

Website: [tecspecialty.com](https://tecspecialty.com)

## 7. LIMITED WARRANTY

The product(s) covered by this Product Data Sheet are sold subject to a Limited Warranty and related terms. **H.B. Fuller Construction Products disclaims the implied warranties of merchantability and fitness for a particular purpose and all incidental and consequential damages arising out of the sale, purchase or use of this product.** For Limited Warranty details visit [tecspecialty.com](https://tecspecialty.com). To obtain a hard copy of the Limited Warranty call H.B. Fuller Construction Products at 800-832-9023 or mail a written request to the address in Section 2 of this Product Data Sheet.

## 8. MAINTENANCE

Not applicable

## 9. TECHNICAL SERVICES

### Technical and safety literature

To acquire technical and safety literature, please visit our website at [tecspecialty.com](https://tecspecialty.com).

## 10. FILING SYSTEM

Division 9



To learn more, visit [TECspecially.com](https://tecspecialty.com)



H.B. Fuller Construction Products Inc. | 1105 South Frontenac Street Aurora, IL 60504-6451

