

1. PRODUCT NAME

FortaneTM NEXT Premium Wood Adhesive

2. MANUFACTURER

H.B. Fuller Construction Products Inc.
1105 South Frontenac Street
Aurora, IL 60504-6451 U.S.A.
800.552.6225 Office
800.832.9023 Technical Support
800.952.2368 Fax
tecspecialty.com

3. DESCRIPTION

Fortane NEXT is a revolutionary and versatile high performance wood flooring adhesive that is specifically designed to provide industry-leading moisture vapor control, therefore eliminating the need for a roll-on moisture barrier. Fortane NEXT can be used for most all your "everyday" adhesive installations and is suitable for solid, engineered and parquet wood flooring as well as crumb rubber and cork underlayments. Fortane NEXT combines excellent green grab and strong adhesion while providing easier board replacement without the substrate destruction typically seen with urethane adhesive installations. The unique easy clean up multi-polymer formula in Fortane NEXT contains no isocyanates and can be used for above and below grade applications.

Key Features and Benefits

- No moisture testing required when moisture control installation method is used
- Industry leading moisture vapor permeability rating
- Extra application of all "roll-on" moisture barriers are not needed
- Some "hollow spot areas" can be repaired, WITHOUT expensive and time-consuming drilling and injecting process
- Installer friendly, easy to trowel and clean up, even after the adhesive is dried and completely cured
- Easier board replacement, compared to urethane adhesives
- Can be used to glue down 3/4" solids (up to 18" long)
- Excellent elongation, it will bridge subfloor cracks up to 1/8"
- Can be used to glue down recycled rubber and cork sound control underlayment products, up to 5 mm thick
- Environmentally friendly, contains no alcohol or solvents




Packaging

4 gallon plastic pail (15.13 L)

Product #10014835

Coverage

Coverage and spread rates are estimated, and may vary according to the subfloor texture, condition and user technique. Check trowel frequently for wear. Most wear from substrates require changing the trowel minimally every two pails.

Flooring Type	Trowel Size	Approximate Coverage
For Glue-Down Only Installations		
Engineered Wood	 3/16" x 1/4" x 3/16" (4.8 x 6.4 x 7.9 mm) Flat V-notch trowel	50-60 ft ² /gal. (1.2-1.5 m ² /L)
For Subfloor Moisture Vapor Protection		
Engineered Wood And 3/4" Solid-Shorts up to 18" Long	 1/4" x 1/4" (6.4 x 6.4 mm) V-notch trowel	30-35 ft ² /gal. (0.7-0.9 m ² /L)
For Gluing Sound Control Materials to the Subfloor		
For Gluing Sound Control Materials to the Subfloor	 1/16" x 1/16" (1.6 x 1.6 mm) U-notch trowel	165-175 ft ² /gal. (4.0-4.3 m ² /L)

Suitable Substrates

- Concrete
- Portland based underlayment
- Properly prepared gypsum; with two coats of primer applied
- OSB, including ADVANTECH BOARD
- APA Approved Plywood
- Terrazzo that is properly prepared; sanded to open the porosity, vacuumed, then cleaned with mineral spirits or alcohol
- Fiber Cement Underlayment
- Radiant Heated Subfloors

Surface Preparation

All substrates must be sound, clean and free of contaminants such as dust, paint, oil, wax, water repellants, curing agents or adhesive residues that may prevent or reduce adhesion. The floor must be flat within 3/16" in 10' or 1/8" in 6'. Concrete surfaces must be porous with no visible standing water. Pre-installation moisture testing is not required when installing by the moisture control method. For glue-down only installations, verify that concrete moisture measures ≤4.0% MC using a Tramex meter or is below the flooring manufacturer's requirements for % RH (ASTM F 2170) or MVER (ASTM F 1869).

Storage

Store at temperatures between 40°-95°F (4°-35°C) in a dry location.

Shelf Life

Maximum of 2 years from date of manufacture in unopened container.

Limitations

- For interior installations only.
- Do not use with MDF/HDF Core Engineered Wood flooring.
- Do not use with "unbalanced" engineered wood flooring such as 2-ply flooring. Use only with multi-layered or balanced engineered flooring.
- Do not use with moisture-sensitive flooring or if the flooring manufacturer does not allow moisture-containing adhesive. If unsure, contact the flooring manufacturer or pre-test a small area.
- Do not install over adhesive residue including cutback.
- Do not use with solid Bamboo flooring.
- Do not install when ambient temperature is not between 60°-95°F (16°-35°C).
- Do not install when ambient relative humidity is above 65%.
- It is the sole responsibility of the installer to determine the suitability and compatibility of the adhesive for the user's intended use.

Cautions

Read complete cautionary information printed on product container prior to use. For medical emergency information, call 1-888-853-1758.

This Product Data Sheet has been prepared in good faith on the basis of information available at the time of publication. It is intended to provide users with information about and guidelines for the proper use and application of the covered Fortane brand product(s) under normal environmental and working conditions. Because each project is different, H.B. Fuller Construction Products Inc. cannot be responsible for the consequences of variations in such conditions, or for unforeseen conditions.

4. TECHNICAL DATA

Physical Properties

Fortane NEXT Premium Wood Adhesive	
Description	
Base	H.B. Fuller Proprietary Technology
Color	Tan
VOC Content	<8 g/L
Consistency	Thick Paste
Trowelability	Smooth
Shelf Life	Two years in unopened container
Storage Conditions	40°-95°F (4°-35°C) in a dry location
Application Temperature	55°-95°F (18°-35°C)

Description	
Traffic Restrictions	Light foot traffic after 8 hours Heavy traffic in 24 hours
Open Time/Working Time	40-60 minutes, depending on ambient conditions
Freeze/Thaw Stability	Up to 5 cycles at 10°F (-12°C)

5. INSTALLATION INSTRUCTIONS

Application

Always follow the wood flooring manufacturer's guidelines for suitability of jobsite including, subfloor moisture, subfloor levelness, expansion space and acclimation requirements.

- 1. VERY IMPORTANT:** Select the correct trowel for the flooring type and subfloor moisture conditions from the trowel chart above.
2. Do not spread more adhesive than can be covered within 30 - 45 minutes.
3. Good transfer of the adhesive to the wood is critical. Periodically, pull back a board that has just been installed, and make sure there is 100% adhesive coverage for moisture protection installations and at least 90% coverage for glue down-only in installations.
4. HVAC must be operational.

Clean-up

Wet adhesive can be removed with water. Partially dry or dried adhesive requires Fortane CL or mineral spirits to remove excess adhesive. **CAUTION:** Mineral Spirits are flammable. Read and follow all precautions on container label.

6. AVAILABILITY

Fortane products are available nationwide.

To locate Fortane products in your area, please contact:

Phone: 800-832-9002

Website: fortane.com

7. LIMITED WARRANTY

The product(s) covered by this Product Data Sheet are sold subject to a Limited Warranty and related terms. **H.B. Fuller Construction Products disclaims the implied warranties of merchantability and fitness for a particular purpose and all incidental and consequential damages arising out of the sale, purchase or use of this product.** For Limited Warranty details visit fortane.com. To obtain a hard copy of the Limited Warranty call H.B. Fuller Construction Products at 800-832-9023 or mail a written request to the address in Section 2 of this Product Data Sheet.

8. TECHNICAL SERVICES

Technical and safety literature

To acquire technical and safety literature, please visit our website at fortane.com.

To learn more, visit [fortane.com](https://www.fortane.com)



H.B. Fuller Construction Products Inc. | 1105 South Frontenac Street Aurora, IL 60504-6451